

ST. ANDREW'S COLLEGE

Cambridge

STUDENT VISAS

You may need a visa to study in the UK. We will discuss this with you or your agent when you apply to the college. You can check if you will need a visa [here](#)

If you have any questions about visas or immigration, please contact charlotte.saber@standrewscambridge.co.uk

Visa Rules

Students with visas must abide by certain rules, including:

- You are not allowed to work, even part-time. We may be able to make an exception if you require work experience. Please speak to Mr Marshall if you want to find out about work experience.
- You must attend all of your lessons. If your attendance is poor, we may need to cancel your visa and you will have to leave the UK. If you are unwell or unable to attend for any reason, you must tell us straight away.
- You must tell the college if any of your details change, including:
 1. You change your address
 2. You change your phone number
 3. You get a new passport
- You must keep your Biometric Residence Permit (BRP) in a safe place, e.g. in your bedroom. Do not carry it with you in your bag, purse or wallet, except when you are travelling to/from the UK.
- You must tell the college if you lose your BRP.

EU/EEA/Swiss Students


EU/EEA/Swiss citizens who are already studying in the UK

Having pre-settled or settled status will make you more attractive in the UK jobs market, as you can work without needing sponsorship.

It is free to apply for pre-settled status. You can find more information [here](#)

EU/EEA/Swiss students who are arriving into the UK

For updated information, please see [here](#)



ST. ANDREW'S COLLEGE

Cambridge

VISAS APPLICATION PROCESS

All Student and Child Student visa applications for students of St Andrew's College will be handled by our in-house team.

The visa application process:

1. When you have submitted your application to St Andrew's College and paid your deposit, we will let you know if we require any further documentation from you.
2. A representative of our in-house team will contact you, and your agent (if you have one) to start the application process.
3. They will send you a guide setting out the information they need from you
4. You provide our in-house team with the information they need
5. Our in-house team will complete your online application and help you prepare all of your documents
6. Your appointment at the visa centre will be arranged and the application submitted
7. Your application will be processed by UK Visas and Immigration
8. If your application is successful, your BRP card will be delivered to the School

Cost

You will only need to pay the visa application fees and Immigration Health Surcharge (if applicable).

BIOMETRIC RESIDENCE PERMIT

A BRP is a Biometric Residence Permit. If you are not a UK citizen, you will need a BRP if you will be in the UK for longer than 6 months.

The BRP is a pink plastic card containing information about:

- Your name, date and place of birth
- Your fingerprints and a photo of your face
- Immigration status and any conditions of your stay
- Whether you can access public funds, for example benefits and health services


Your BRP will be sent to the college and we will give it to you in your first week. If you do not receive your BRP, please email charlotte.saber@standrewscambridge.co.uk

You must keep your BRP in a safe place. Do not carry your BRP with you, except when:

- You are travelling to/from the UK
- You go to the doctor or hospital in the UK

If you lose your BRP, you must tell the college straight away, and you will need to pay for a new one. If you lose your BRP when you are outside the UK, you will need to apply for a Replacement BRP Visa to re-enter the UK.

You must email gethin.thomas@standrewscambridge.co.uk if you lose your BRP



ST. ANDREW'S COLLEGE

Cambridge

POLICE REGISTRATION

If you have a visa and you are over 18, you will probably need to register with the police in the UK. Check your visa 'vignette' (sticker in your passport). You must register if it has 'Police registration' or 'Register with police in 7 days of entry' on it.

The college will arrange your police registration in your first term. If you do not get registered with the police, please talk to gethin.thomas@standrewscambridge.co.uk


To register with the police, you must provide:

- 2 recent passport size colour photographs
- Your passport
- Your visa 'vignette' (sticker in your passport), if you applied outside the UK
- The letter you got from the Home Office when your application was approved, if you applied inside the UK
- Your biometric residence permit (BRP), if you have one

The police will give you a registration certificate. You must keep the certificate in a safe place. If you lose your certificate, you must tell the college.

You must tell the college and the police if your details change including:

- Your full name
- Your gender
- Your marriage status
- Your nationality
- Your address in the UK
- Your passport or identity card details



ST. ANDREW'S COLLEGE

Cambridge

CHANGE OF DETAILS

You must tell someone if you change any of your details. Please tell us if you change any of the following:

- Your Name
- Your Gender
- Your Nationality
- Your address
- Your Email
- Your Mobile Phone Number
- Your emergency contact details
- Your Agent
- Marital Status
- If you have any new dietary requirements
- If you have any new medical conditions

Please report any changes to any member of staff in the reception office in 13 Station Road. You can also scan the following QR code to complete a form to notify us of your change of details.

